

Reform⁺



inscape

Reform⁺

design: Inscape Design Studio

Fits today, moves tomorrow

Reform⁺ creates appealing and highly flexible workspaces for areas of collaboration, communication, concentration and contemplation.

The unitized design of Reform⁺ supports movable wall applications where movability, ease and speed of installation, and data and electrical integration are priorities.

foster agility

Reform⁺ walls will not damage ceilings or floors when moved or reconfigured, making them cost effective, sustainable and practical.





Space efficiency

Reform+'s thinner profile makes planning options more flexible and cost-effective.

From simple space division to high-performance environments, Reform+ supports technology and furniture integration.

delight users

Reform+ has a tested STC rating of 40-47, so you can enhance privacy wherever you need it.



Powerful flexibility

Reform+ allows for electrical, data and communication integration while still providing flexibility and ease of reconfiguration.

- Panels are shipped with electrical conduit installed and ready to connect to building sources
- Panel interiors act as cable management conduits
- Modular 4-circuit power capabilities install anywhere within the panel
- Standard receptacle plates installed in base trim and/or at any height in the panel

Simple to specify and easy to configure, Reform+ ships preassembled and ready to install.

empower technology

Reform+ can accommodate any electrical (both hardwire and modular) and any hanging furniture.



Design freedom

Precision engineering and superb craftsmanship ensure a perfect fit and finish at every condition. Reform+ offers a variety of styles, including fully or partially glazed panels, as well as solid and tackable surfaces. Choose from an unlimited line of powder-coat finishes, designer fabrics and rich wood veneers.

Sustainability	Reform+
LEED	✓
level®	3



design for sustainability

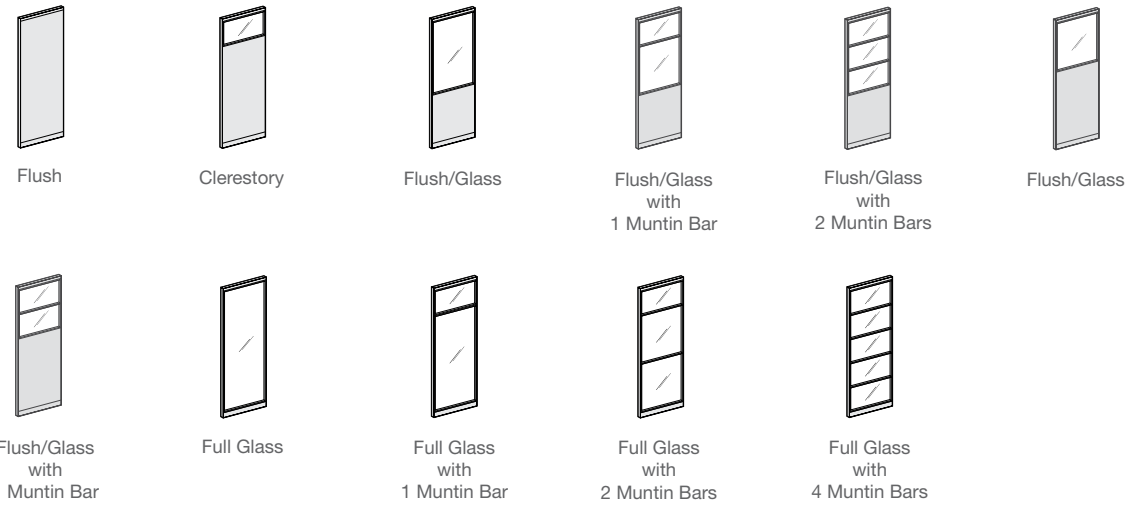
A sustainable solution for space division, Reform+ is easily reconfigurable to provide continuing return on investment.



Product map

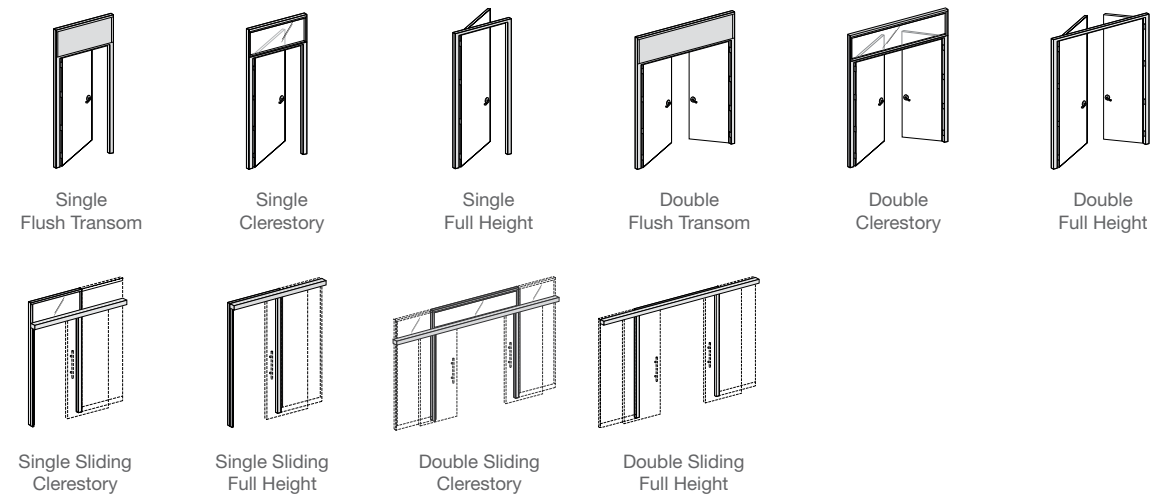
refer to digital cards for finish options – steel can be painted any color

Panels

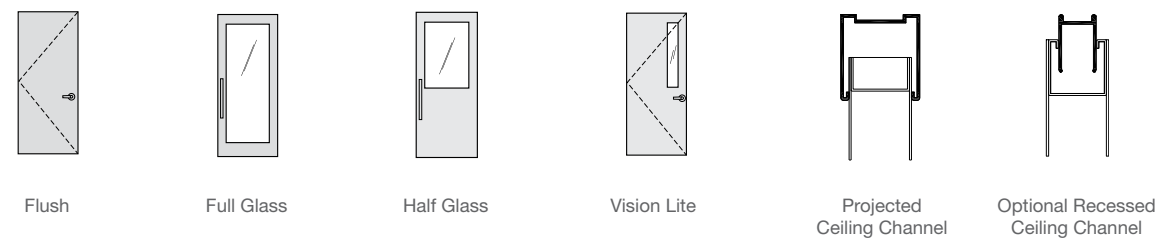


Glass: 1/4" thick

Frames



Doors: available in single or double (hinged, sliding or pivot)



Guiding principles to product design

delight users

Thoughtful details keep people happy and productive.

empower technology

Convenient, flexible access to technology and power makes it easy to share information.

foster agility

Smart products let people easily customize and adapt their space as needs change.

design for sustainability

Responsible choices matter — from beginning to end, and over again.

